

MULTIVER
SILK-SCREEN

USES AND APPLICATIONS

DATA SHEET / Quebec

Version 2.1

MULTIVER Ltd
436, Berube Street, Quebec (Quebec) G1M 1C8
tel. : 1 800 463-2810 and fax : 418 687-0804



MULTIVER
Cutting edge of the glass industry




Multiver

SILK-SCREENED GLASS

To customize your work environment, more precisely control the heat gain coefficient, reduce glare or even add a touch of originality to a building, silk-screen printing opens up a range of new possibilities that will allow you to create a truly unique environment.

DEFINITION OF SILK-SCREEN

With our automated silk-screen machine, we **apply a coloured enamel pattern to the glass using a fabric screen**. We then raise the temperature of the glass in a tempering furnace so that the coloured enamels merge into the glass to create the pattern of your choice with the desired colour of fire-fused ceramic frit.






USES

Multiver silk-screened products can be used in a number of applications, such as :

Glass partitions



Windows and curtain walls



Spandrel glass



Balustrades



Skylights



Glass floors



Door glazing



Automotive glass



Decorative crafts



MANUFACTURING SIZE

Minimum : 15.75 inches X 15.75 inches (400 mm X 400 mm)

Maximum : 85 inches X 144 inches (2159 mm X 3658 mm)

Thickness of glass : Minimum 5 mm and maximum 19 mm

*The maximum size may slightly vary according to glass thickness.

MULTIVER Ltd
436, Berube Street, Quebec (Quebec) G1M 1C8
tel. : 1 800 463-2810 and fax : 418 687-0804




BENEFITS

- ▶ From an **esthetic** point of view, silk-screened glass gives buildings a distinguished and/or private look.
- ▶ It can help **reduce heat gain**, thus reducing air conditioning costs and enhancing occupants' well-being.
- ▶ **Any pattern you desire** can be produced in a wide range of colours, but a minimum quantity is required.
 - ▶ **Extremely versatile**, this product can be utilized in monolithic form as well as in insulated glass units in commercial, residential and institutional projects.
 - ▶ When combined with low emissivity (low-e) glass, it allows for **better thermal resistance and overall performance** of the insulated unit. Virtually unlimited combinations allow to modify the performance and appearance of the glass
 - ▶ **Both glass panes in an insulated glass unit can be silk-screened** (certain conditions apply).
 - ▶ Indoors, it can be used for its **esthetic** appeal and to complement the furniture and decoration.
 - ▶ **It can be assembled with integral blinds as well as smart glass**, thus providing the ultimate comfort.
 - ▶ Silk-screened products are **very durable** because the pattern is made of ceramic frit fire-fused to the glass.
 - ▶ Silk-screen can be used with **most types** of glass offered by Multiver. Silk-screened glass can be laminated and/or shaped, depending on its intended use.



Standard colours available for **MULTIVER SILK-SCREEN PRINTING**

Acid-etched



Azurlite



Anodisé Clair




Black



Charcoal



Evergreen



Ford Blue



Graphite



Gun Metal



Lava Bronze



Sable



Smoke



Solar Bronze



Solar / Dark Gray



Solex Green



Walnut



Warm Gray



White



*The colour appearance of silk-screened designs may vary on the surface, depending on the type of glass selected. Colours shown above are for reference only.

*Acid-etched ceramic frit (imitation of acid etching) gives the product a certain translucency that cannot be properly reproduced in this document.

*A minimum quantity is required for orders including non-standard colours.

*It is recommended to use a single glass thickness for a given project to ensure that all silk-screened glass be of the same uniform colour, unless otherwise intended.



MAINTENANCE

Once the insulated units or glass panes are installed, **it is recommended that all exposed surfaces be cleaned, if needed, in order to preserve their esthetic qualities.**

Rub gently with a soft cloth, using cold or warm water and non-aggressive chemicals for all glass surfaces. Caution should be exercised when choosing cleaners. Abrasive cleaners must never be used as they can cause damage to the glass surface. Several products are specifically designed to clean glass. Metallic objects should not be used because they could scratch the glass.

Cleaners containing solvents must never be used.

Exposed glass surfaces must be protected during the construction or renovation of the building to minimize the risk of scratches and glass breakage.

GLAZING REPLACEMENT

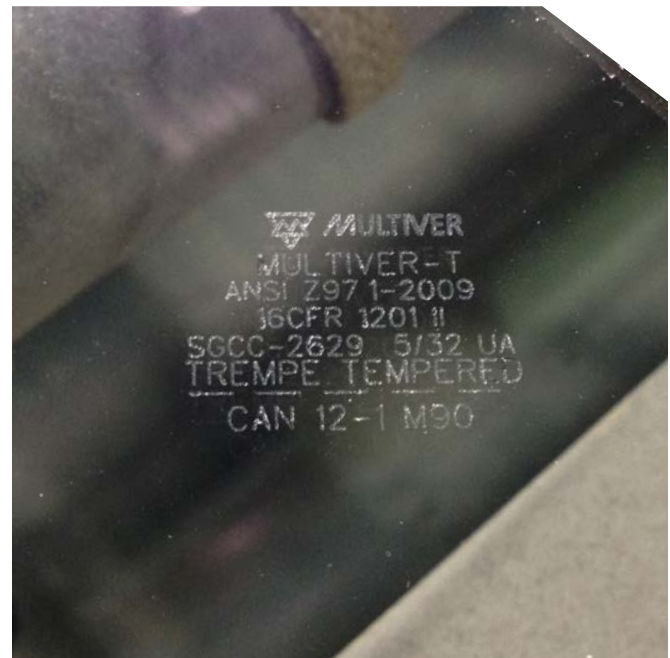
To help us identify an insulated unit, we strongly recommend that **you look at the spacer in the insulated unit.** You will then know who was the original manufacturer of the unit as well as its year of manufacture. We also require the project name and location to conduct extensive research.

In the case of silk-screened monolithic glass, you should be able to see a **laser-en-**

graved logo in one of the corners of the glass, that is, if it is not covered. A date as well as the name of the company that tempered the glass should also be indicated.

Where possible, we recommend that you **keep all pattern documents in .DWG, .AI, .PDF, .PSD and .DXF formats,** in case the glass eventually needs to be replaced. Although these files are archived in our system, it is always best that you also keep all files regarding patterns and their size.

Slight variations in the colour of the glass or ceramic frit can be noticeable following a replacement.



Multiver logo / Tempered glass



USEFUL INFORMATIONS


It is important to specify that **each non-standard pattern requires a custom-made fabric screen**. The screen can then be used to produce several other silk-screened glass products.


In order to be able to reproduce the exact silk-screen pattern according to the size of the glass or insulated units, **we require the designs in .DWG, .AI, .PDF, .PSD and .DXF formats** as they will allow us to perfectly recreate your patterns.

If you opt for silk-screen printing using non-standard colours, you can choose one colour of your choice (certain conditions apply).

Depending on the thickness of a given tinted glass, its colour will be more or less intense. **It is therefore recommended that the same glass thickness be used for a given project**, unless the designer wishes to produce such effect.

The chosen glass thickness and tint as well as its level of reflection, the building's surroundings, the lighting and many other factors significantly influence the appearance of the selected colour. It is recommended to **ask that samples be provided** (see the Sample Request form) before making your final decision on tinted glass.





SILK-SCREEN

Countless **COLOURS** and **DESIGNS** available!



This document gives a general description of the product. For further information, please contact an authorized supplier of Multiver products. The use of any of the products mentioned here is the sole responsibility of the users. Multiver assumes no responsibility for the use of its products.